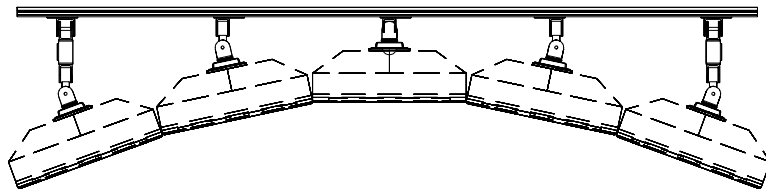
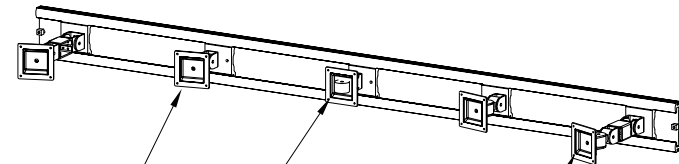
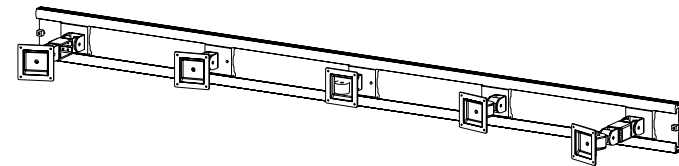
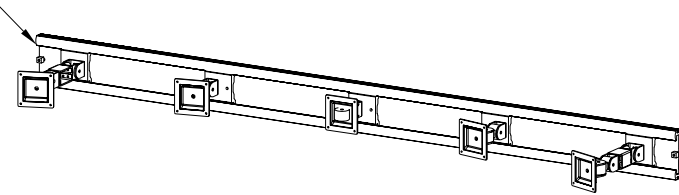


IDEAL SPACE
SAVING SOLUTION



ARC SHAPE FORMED
FOR OPTIMUM VIEWING

STOPPER
SCREW AT EACH
END OF TRACK



(6) AFC17

(6) AFC18

(3) AFC16

ALL LCD MONITOR
ARMS VESA COMPLIANT
AND CAN MOVE HORIZONTALLY
ALONG THE TRACK

NOTES :

MATERIAL :
AS NOTED ABOVE

TOLERANCES UNLESS
OTHERWISE SPECIFIED
FRACTIONAL ±1/64
2 PLC. DEC. ±.01
3PLC. DEC. ±.001
ANGULAR ±.5°
FINISH √32

DRAWN BY : PES

DATE: 10/26/06

DESCRIPTION :

WALL MOUNT

A P P R O V E D

ENG :

MFG :

QA :

SCALE : N.T.S.

SHEET : 1 OF 1

USED ON :

PATH :
FIN. ASSEMBLIES\WALL MOUNTS\2006\SALES

PDF NAME:
WM-15M

REV: SIZE
A